

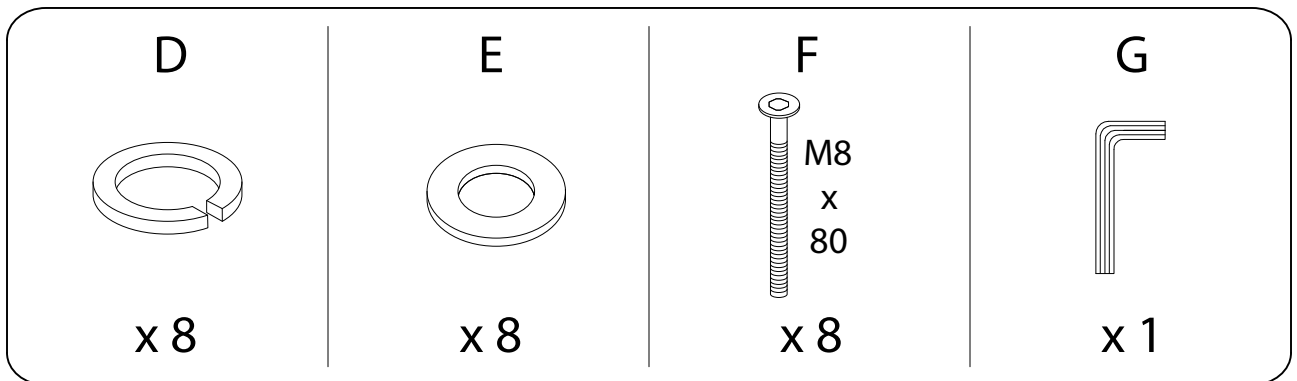
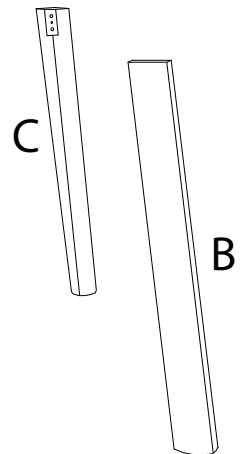
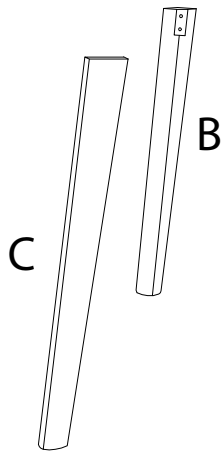
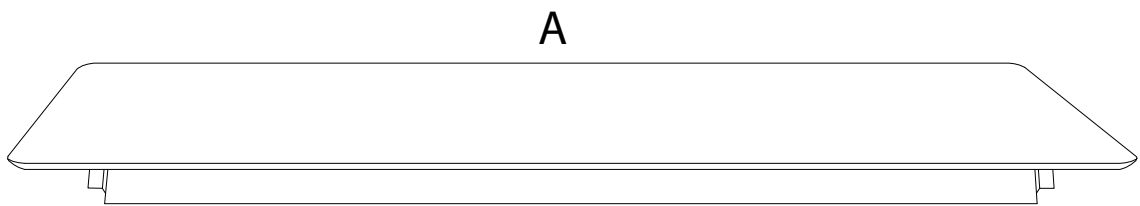
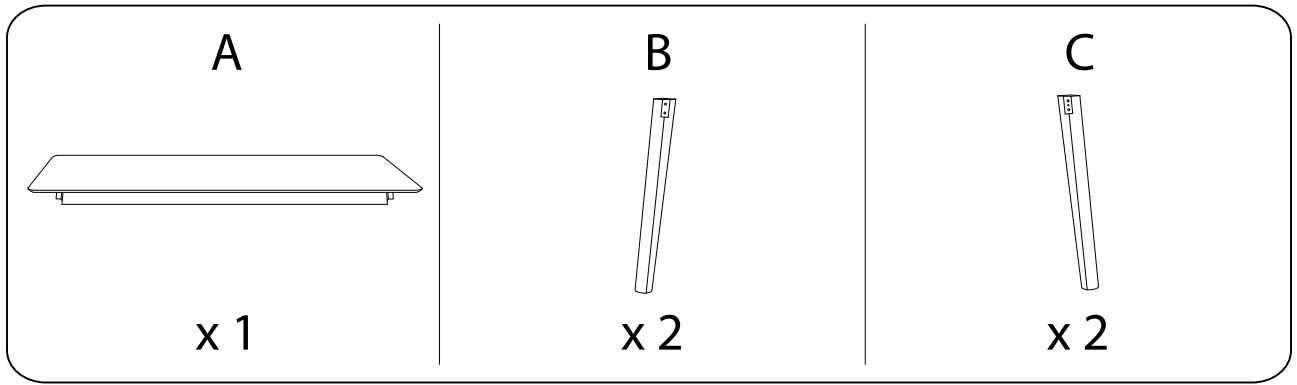
MADOX












Diagram illustrating assembly instructions and safety warnings:

- Warning 1:** A warning triangle with an exclamation mark is shown next to a circular icon containing an L-shaped bracket and a crossed-out power drill, indicating that a power drill should not be used for this step.
- Warning 2:** A second warning triangle with an exclamation mark is shown next to a circular icon containing a rectangular block being placed on a surface and a crossed-out diagram of a block being drilled into, indicating that drilling should not be performed on the surface.
- Time:** A clock icon is shown next to the text "15'", indicating a 15-minute assembly time.
- Personnel:** An icon of a person is shown next to the number "2", indicating that two people are required for assembly.



1

A  x 1	B  x 2	C  x 2	D  x 8	E  x 8	F  x 8	G  x 1
--	--	--	--	--	--	--

