
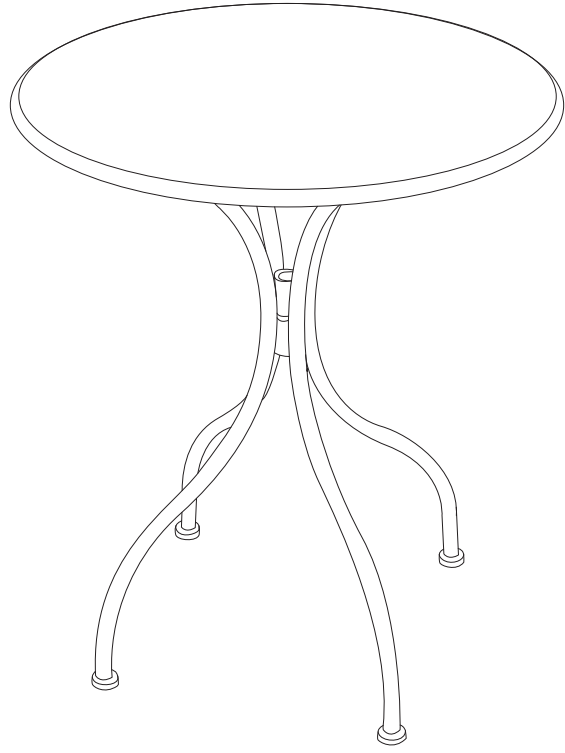


CAMPRENA





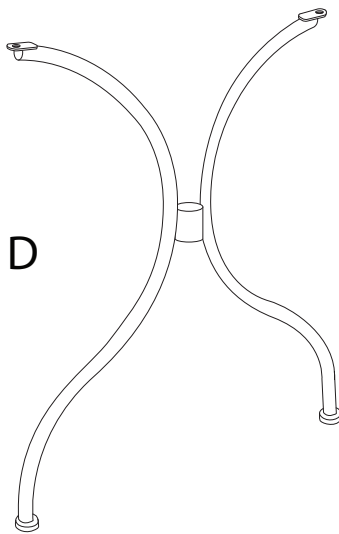
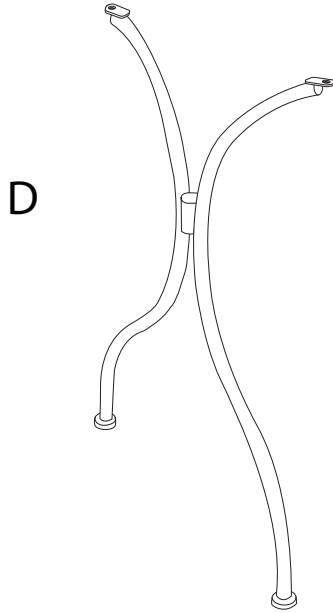
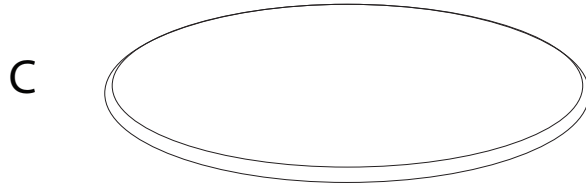
Assembly instructions for the table, including tool requirements, time, and person count.

Tools: A wrench is shown in a circle, and a power drill is shown with a diagonal line through it, indicating it is not required.

Warning: A warning triangle with an exclamation mark is shown next to the tool icons.

Time: A clock icon is shown next to the text "15'", indicating the estimated assembly time.

Person Count: A person icon is shown next to the text "1", indicating the number of people required for assembly.



A	B	C	D
x 1	x 4	x 1	x 2

1

A



x1

B



x2

C

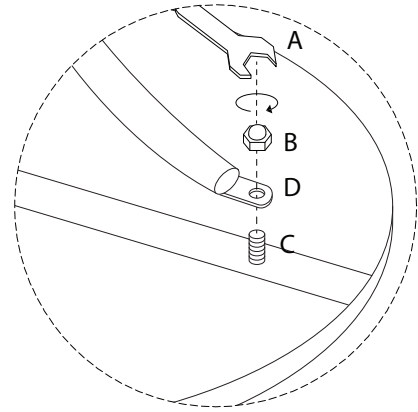
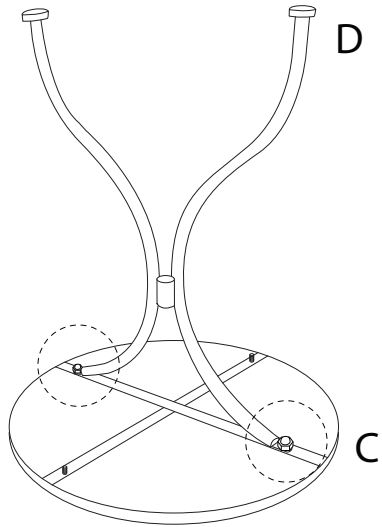


x1

D



x1



2

A



x1

B



x2

D



x1

