
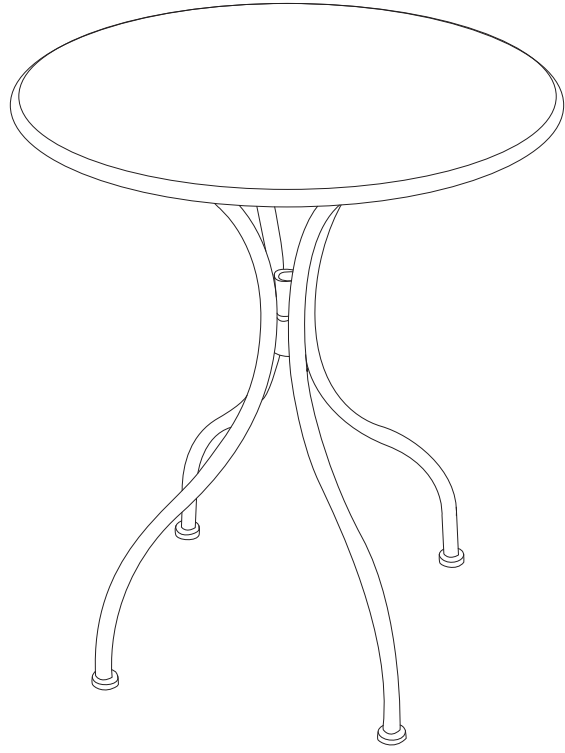


COZZANA





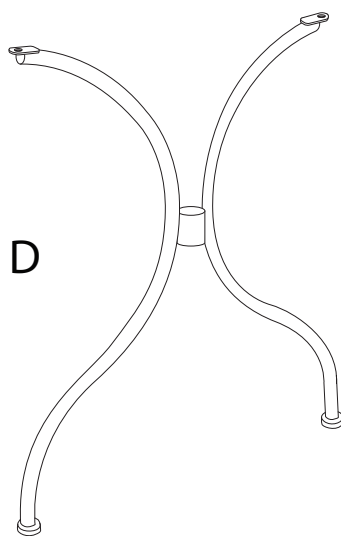
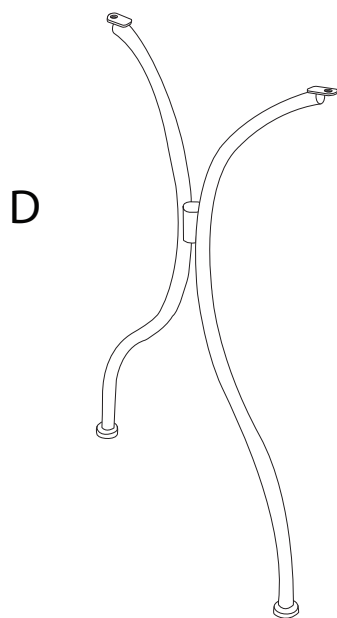
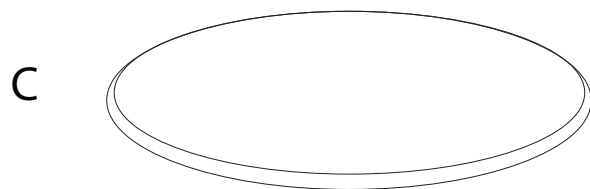
Assembly instructions for the table, including tool requirements, time, and person count.

Tools: A wrench is shown in a circle, and a power drill is shown with a diagonal line through it, indicating it is not required.

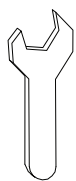
Warnings: Two warning triangles (exclamation marks) are present. The first is connected to the tool icons, and the second is connected to the person icon.

Time: A clock icon is shown, indicating an estimated assembly time of 15 minutes.

Person Count: A person icon is shown, indicating that 1 person is required for assembly.

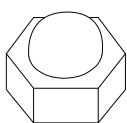


A



x 1

B



x 4

C



x 1

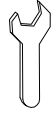
D



x 2

1

A



x1

B



x2

C

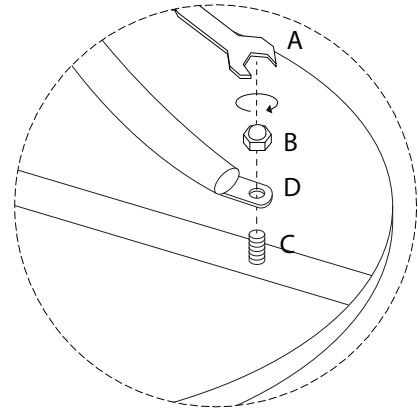
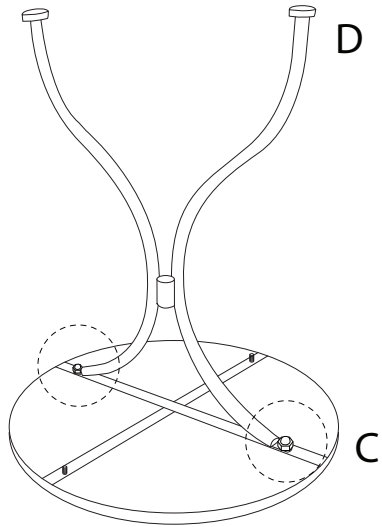


x1

D



x1



2

A



x1

B



x2

D



x1

