


KANNA




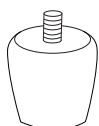



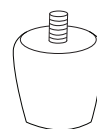
Diagram illustrating assembly instructions and safety warnings:


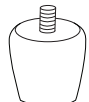


- Warning 1:** A crossed-out power drill icon indicates that a power drill should not be used for assembly.
- Warning 2:** A crossed-out icon of a block being drilled from the bottom indicates that drilling should not be performed on the underside of the chair's base.
- Time:** A clock icon with the number 5' indicates that the assembly time is 5 minutes.
- Personnel:** An icon of a person with the number 1 indicates that one person is required for assembly.

A

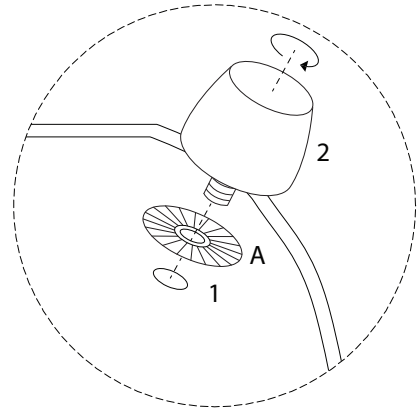
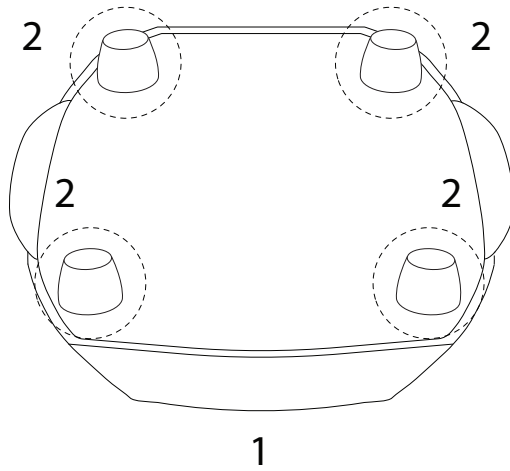
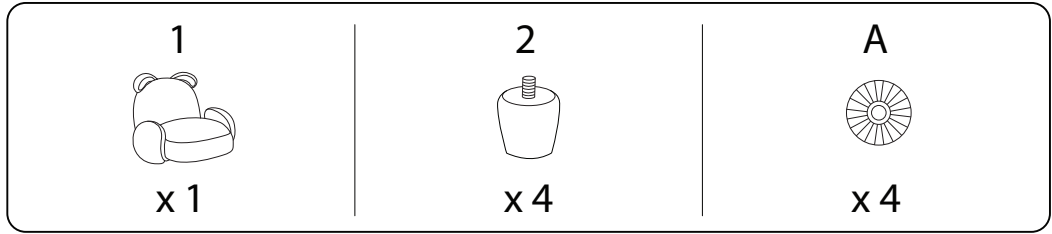


2 x 4



<p>1</p>  <p>x 1</p>	<p>2</p>  <p>x 4</p>	<p>A</p>  <p>x 4</p>	<p>B</p>  <p>x 4</p>
---	---	---	---

1



2

