


TITNA







Diagram illustrating safety instructions for the lamp:

- Top Section:** A warning triangle (exclamation mark) is positioned above a box containing a crossed-out power drill icon. To the right of this box is a clock icon with the number **5'** below it, indicating a 5-minute assembly time.
- Bottom Section:** A warning triangle (exclamation mark) is positioned above a box containing two icons: a lamp base being placed on a surface and a lamp base being drilled into a surface (crossed out). To the right of this box is a person icon with the number **1** below it, indicating that one person is required for assembly.

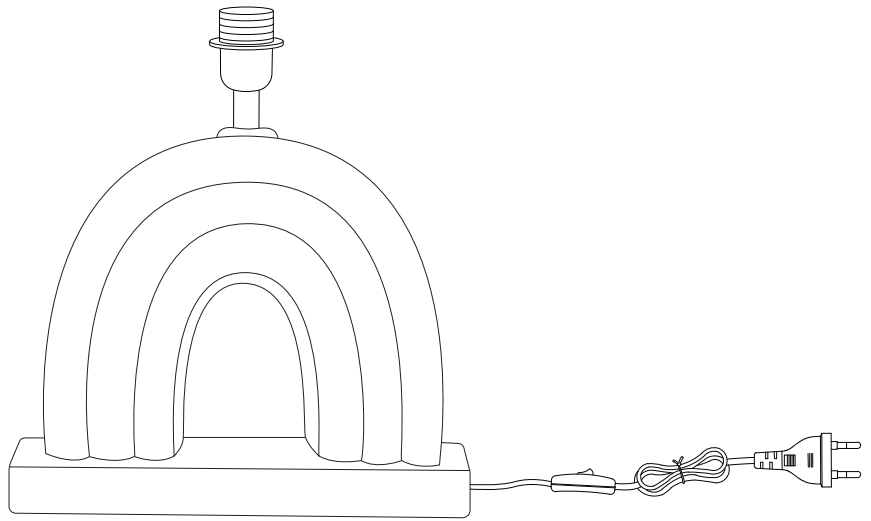
C




A



B

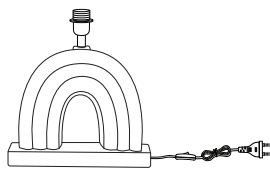


A



x 1

B



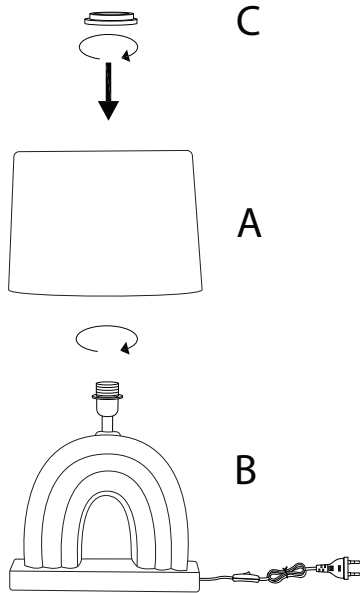
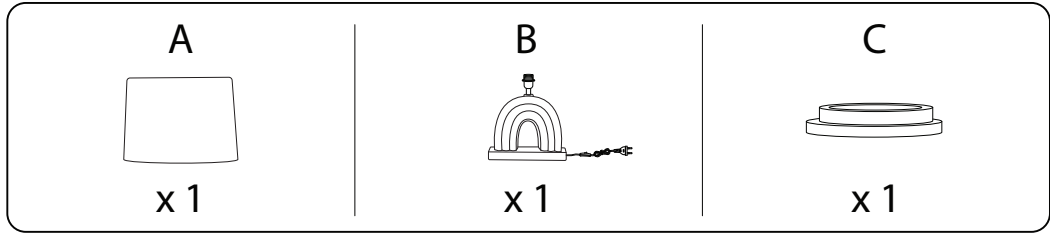
x 1

C



x 1

1



2

