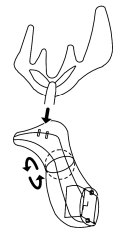
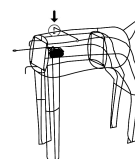


ASSEMBLY INSTRUCTIONS

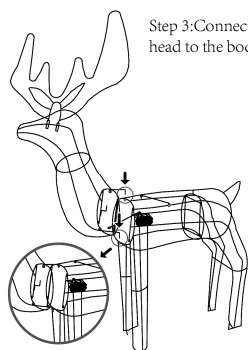
Step 1: Insert the ears into the head and prop the head open with the neck ring.



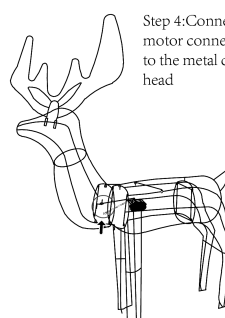
Step 2: Prop the body open with the hook.



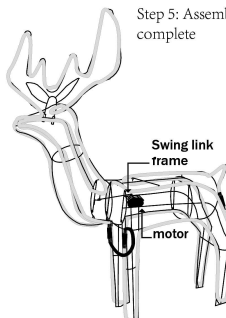
Step 3: Connect the head to the body



Step 4: Connect the motor connecting rod to the metal column of head



Step 5: Assembly complete



Step 6: Use the ground hooks to fix the deer's feet to the ground, if necessary.

