

# WAIPU

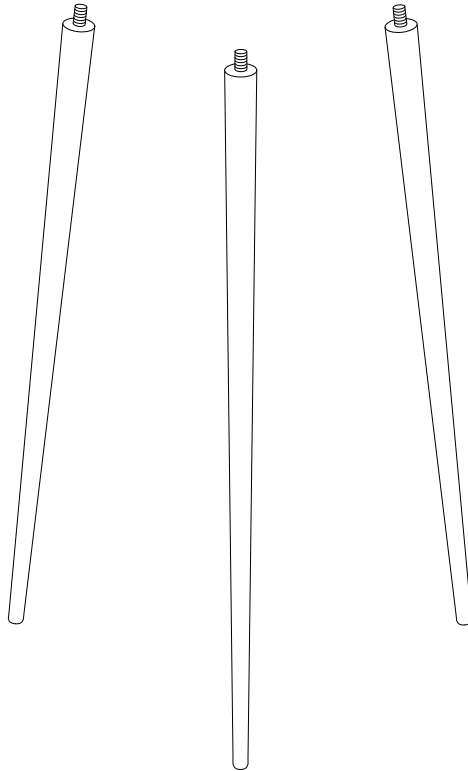
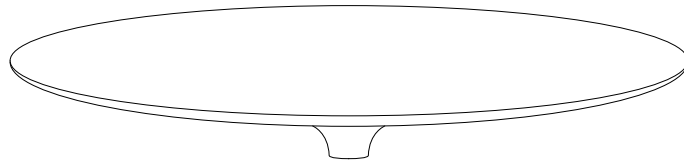




Diagram illustrating assembly instructions and safety warnings:

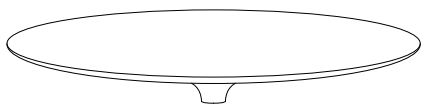
- Warning 1:** A crossed-out power drill icon indicates that a power drill should not be used for assembly.
- Warning 2:** A crossed-out icon of a block being drilled from the bottom indicates that drilling should not be performed on the underside of the table top.
- Time:** A clock icon with the number 10' indicates that the assembly time is 10 minutes.
- Person:** An icon of a person with the number 1 below it indicates that one person is required for assembly.

1



2 x 3

1



x 1

2



x 3

1

