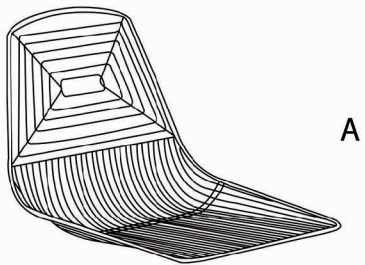
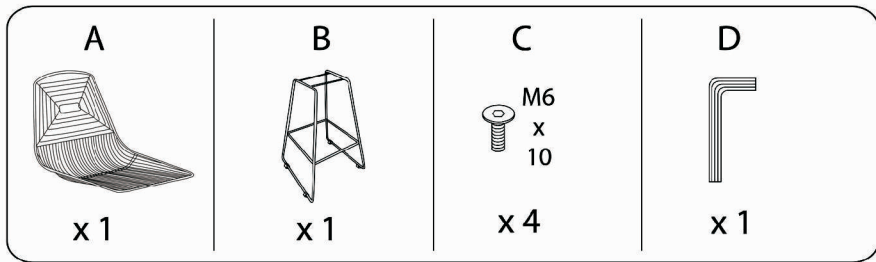




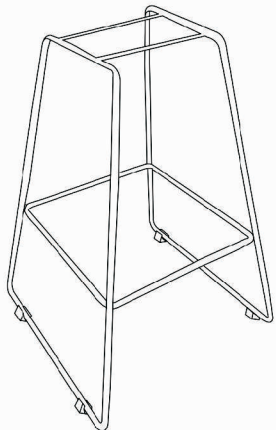
Assembly instructions for the stool:

- Warning:** Do not use a power drill on the metal frame. (Icon: L-shaped metal part, crossed-out power drill, warning triangle)
- Warning:** Do not use a power saw on the seat cushion. (Icon: Seat cushion, crossed-out power saw, warning triangle)
- Time:** 15' (Icon: Clock)
- Personnel:** 1 (Icon: Person)

1/3



A



B

