


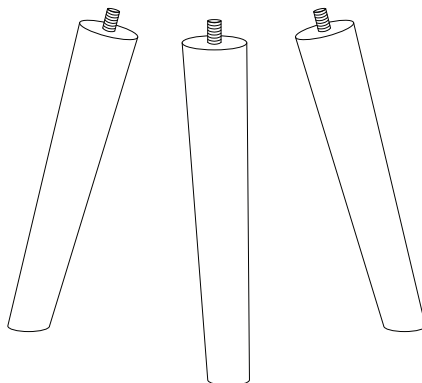
Diagram illustrating assembly instructions and safety warnings:

- Warning 1:** A crossed-out power drill icon indicates that a power drill should not be used for assembly.
- Warning 2:** A crossed-out icon of a block being drilled from the bottom indicates that drilling should not be performed from the underside of the table top.
- Time:** A clock icon with the number 5' indicates that the assembly time is 5 minutes.
- Personnel:** An icon of a person with the number 1 indicates that one person is required for assembly.


A



B x 3



A



x 1

B



x 3

1

