

Assembly instructions for the ottoman, including tool requirements, time, and personnel.

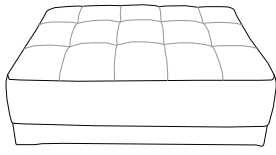
Tools: A screwdriver is shown as required, and a power drill is shown with a diagonal line through it, indicating it is not required.

Time: A clock icon is shown with the text "15'", indicating the estimated assembly time is 15 minutes.

Personnel: A person icon is shown with the text "2", indicating that two people are required for assembly.

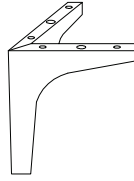
Warnings: Two warning triangles (exclamation marks inside triangles) are present. The top one is connected to the tool icons, and the bottom one is connected to the person icon.

A



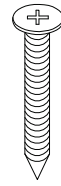
x 1

B



x 4


C



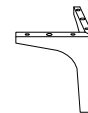
5
x
25

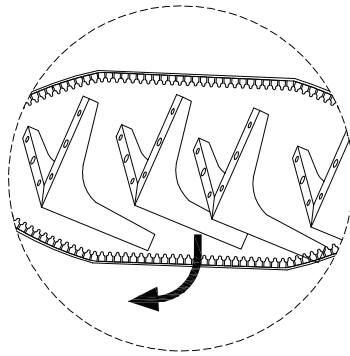
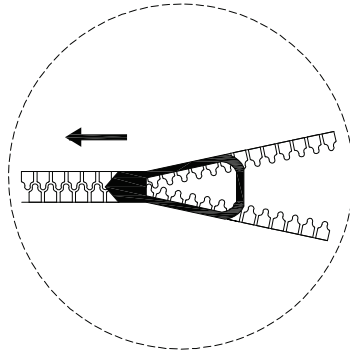
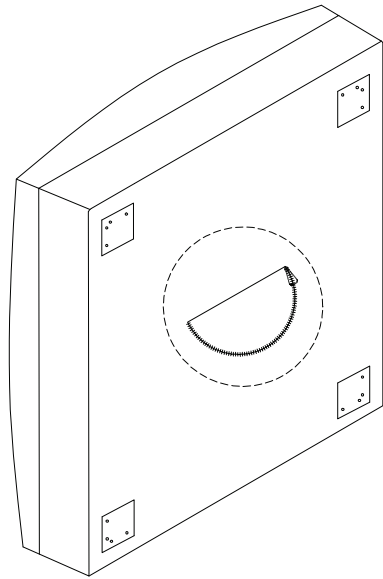
x 16

A

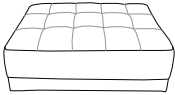
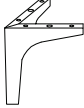



B x 4





1

<p>A</p>  <p>x 1</p>	<p>B</p>  <p>x 4</p>	<p>C</p>  <p>5 x 25</p> <p>x 16</p>
--	--	---

