

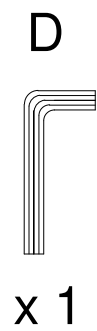
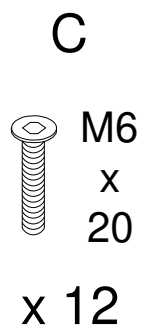
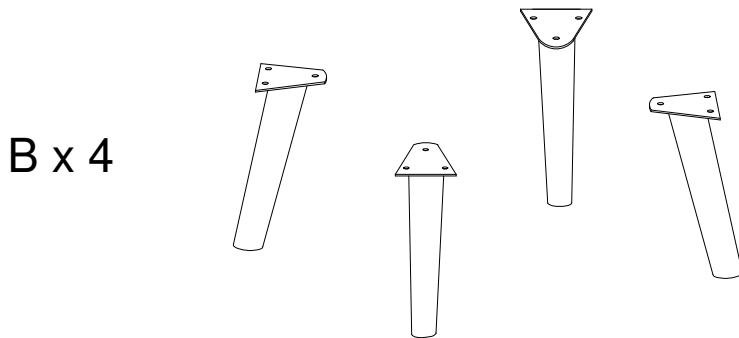

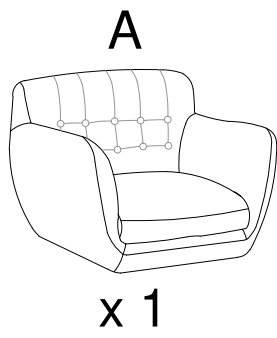
Assembly instructions for the chair, including safety warnings and time/effort indicators.

Warning 1: Do not use a power drill. Use the provided L-shaped bracket.

Warning 2: Do not use a power saw. Use the provided rectangular block.

Time: 10'

Effort: 1 person



1

