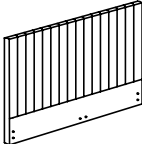
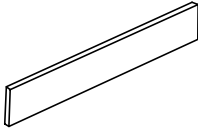
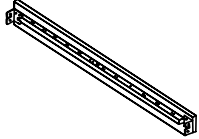

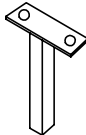





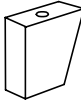
ASSEMBLY INSTRUCTIONS



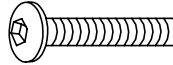
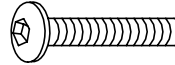
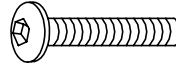
PART LIST



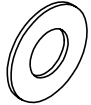
1.Headboard 1pc	2.Footboard 1pc	3.Side Rail*2pcs
		

4.Metal Bar 1pc	5.Support Leg *2pcs	6.Slats*26pcs
		

7.Single Plastic Cap*26pcs	8.Double Plastic Cap*13pcs	9.Leg*4pcs
		

HARDWARE LIST

(A)Bolt M8*30mm*12pcs	(B)Bolt M8*35mm*4pcs	(C)Bolt M8*50mm*4pcs
		

(D)Spring Washer*8pcs	(E)Nut M8*4pcs	(F)Flat Washer *12pcs
		

(G)Allen Key M5*1pc	(C)Flat Washer *1pc	
