

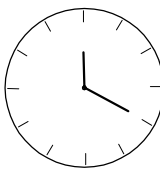
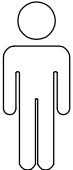


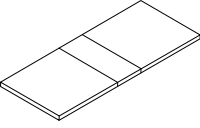
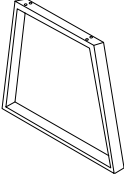

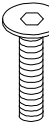

Assembly instructions for the table, including safety warnings, time estimate, and person count.

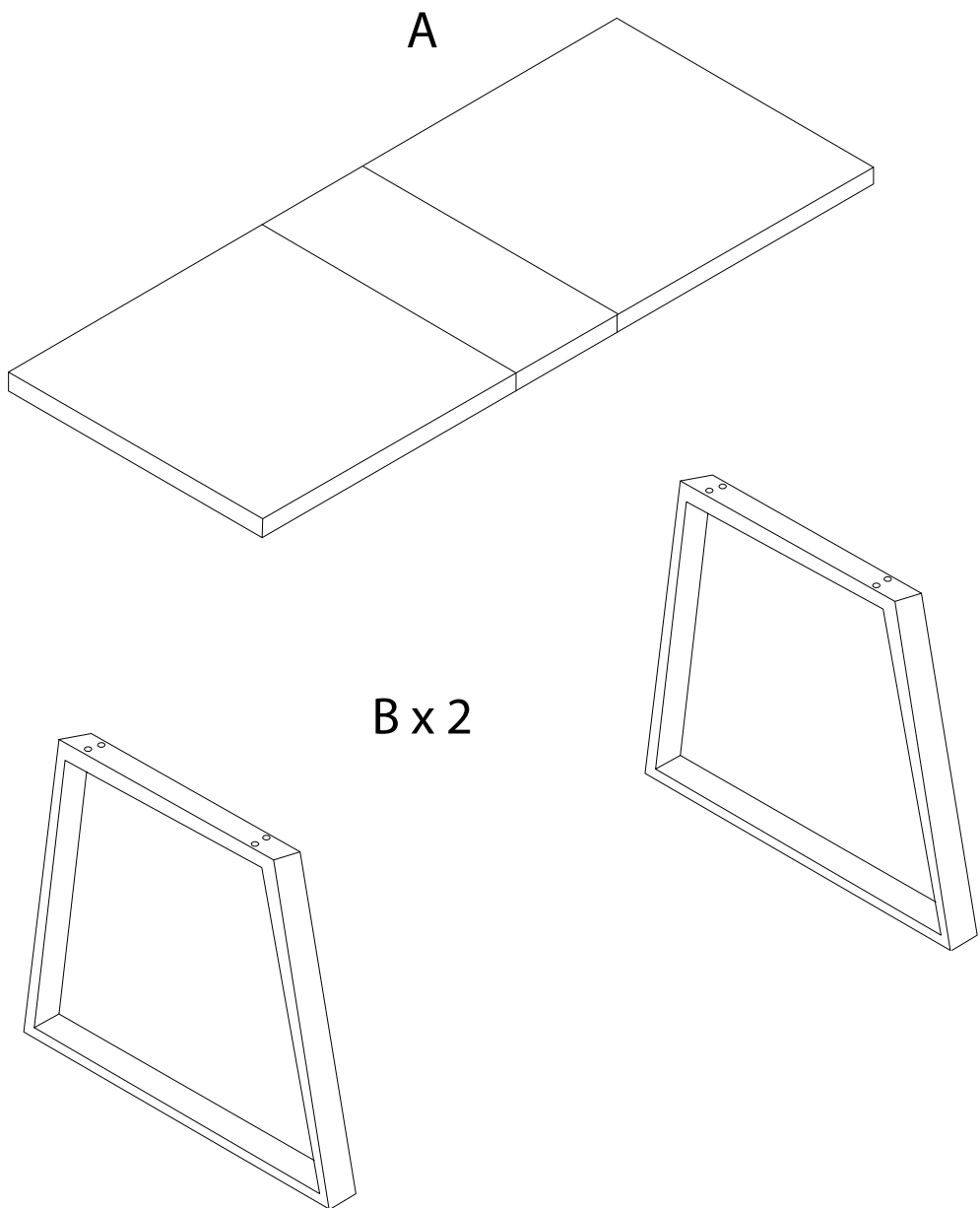
Warning 1: Do not use a power drill. Use an Allen key to tighten the legs. 

Warning 2: Do not place the table on an uneven surface. 

Time: 20' 

Personnel: 2 

<p style="text-align: center;">A</p>  <p style="text-align: center;">x 1</p>	<p style="text-align: center;">B</p>  <p style="text-align: center;">x 2</p>	<p style="text-align: center;">C</p>  <p style="text-align: center;">x 8</p>	<p style="text-align: center;">D</p>  <p style="text-align: center;">M8 x 30</p> <p style="text-align: center;">x 8</p>	<p style="text-align: center;">E</p>  <p style="text-align: center;">x 1</p>
---	---	---	---	---



1

